

# Pittsfield Township



## Service Update & Planning

Submitted electronically  
October 5, 2020

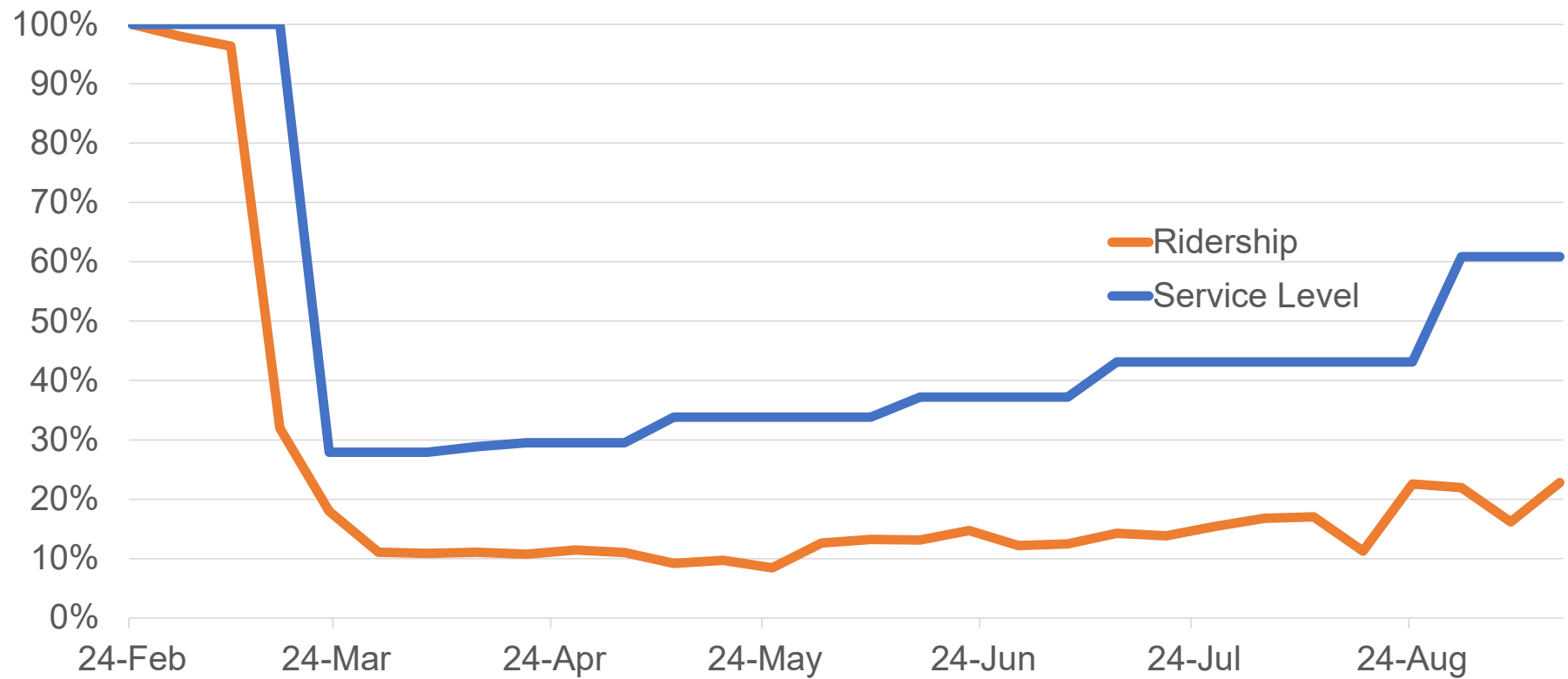


ANN ARBOR AREA TRANSPORTATION AUTHORITY

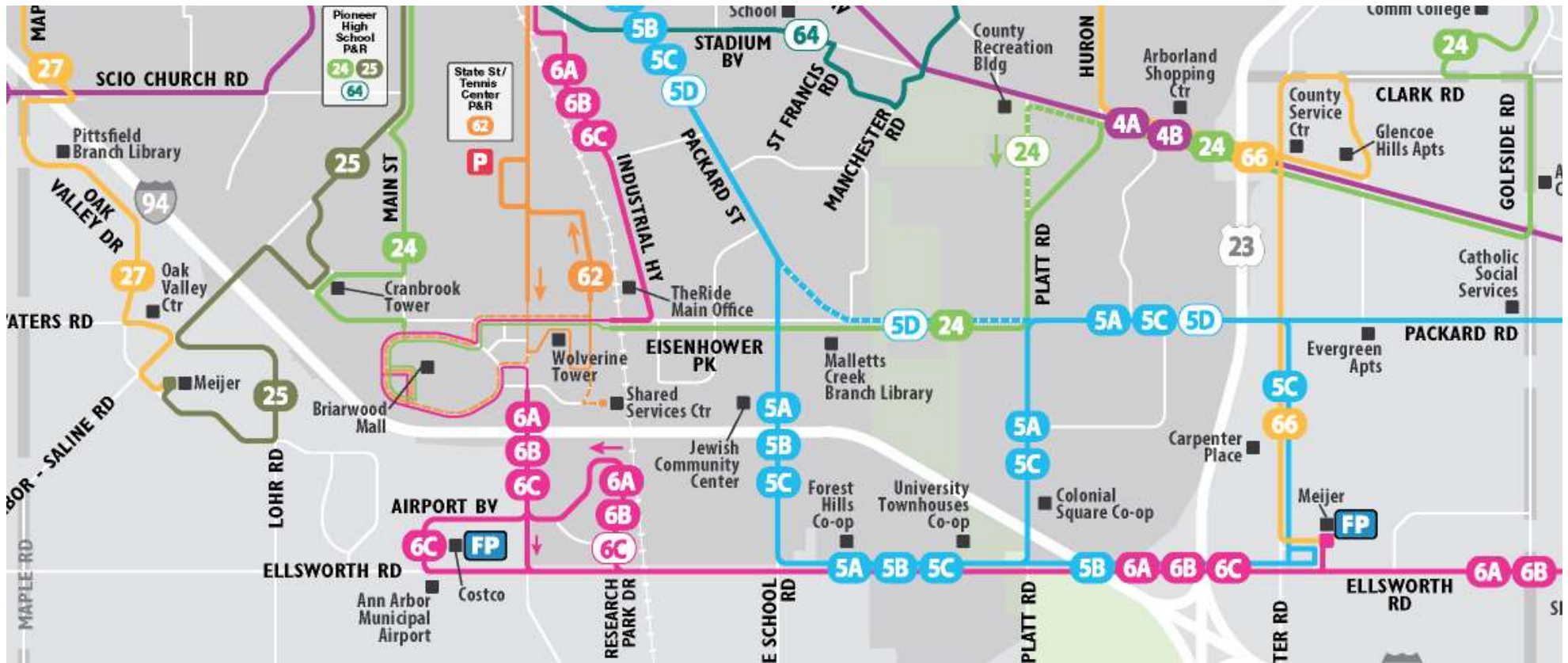
# Overview of Service Changes

- Over the past several months, TheRide has been adjusting to the constantly changing realities of COVID-19 to ensure continuity and safety of our essential services.
- We have been taking a cautious and measured approach to phase services back in which prioritizes the safety of passengers, drivers and staff.
- On August 30th, we introduced a restructured network of interim routes that focuses on essential destinations and increased frequency on busy corridors. These temporary changes are being made to allow for social distancing and to remain financially sustainable during the pandemic.
- While we were not able to restore all services in August, we hope to do so once the course of the pandemic and its financial impacts become clearer.

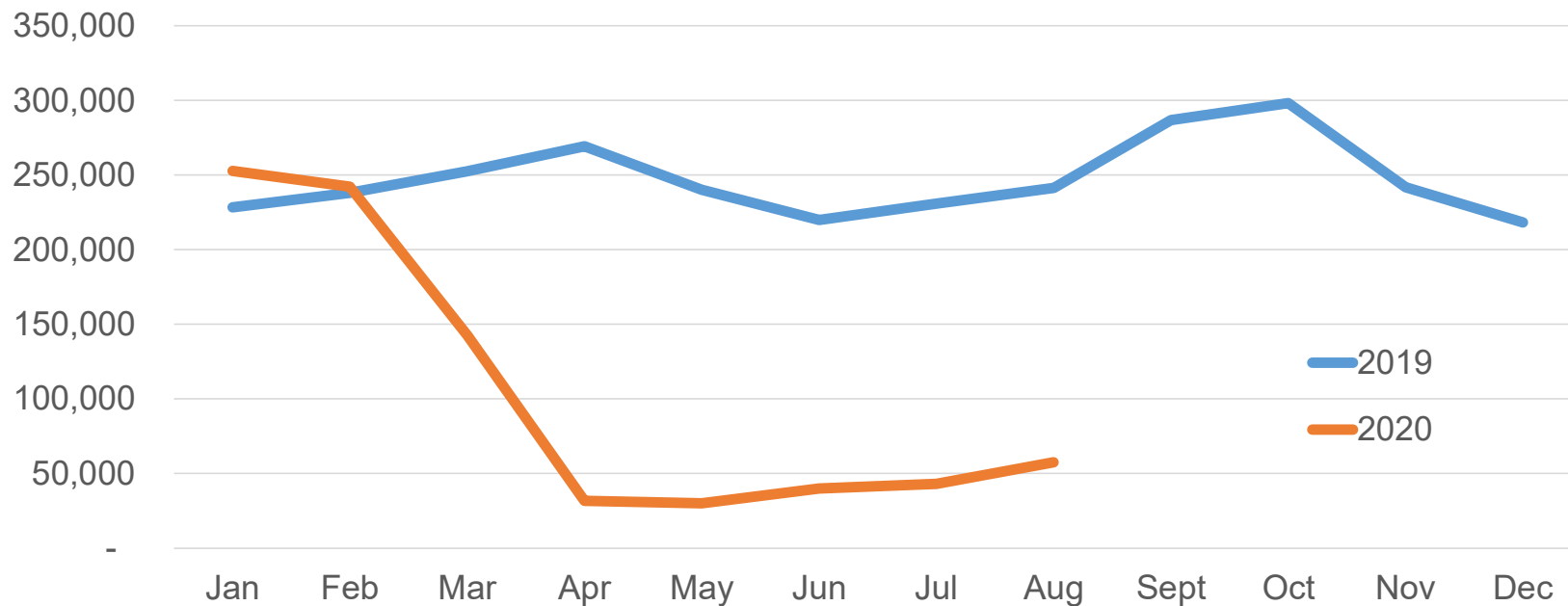
# Service Levels and Ridership Changes



# Core Services – Routes (4, 5, 6, 24, 25 27, 66)

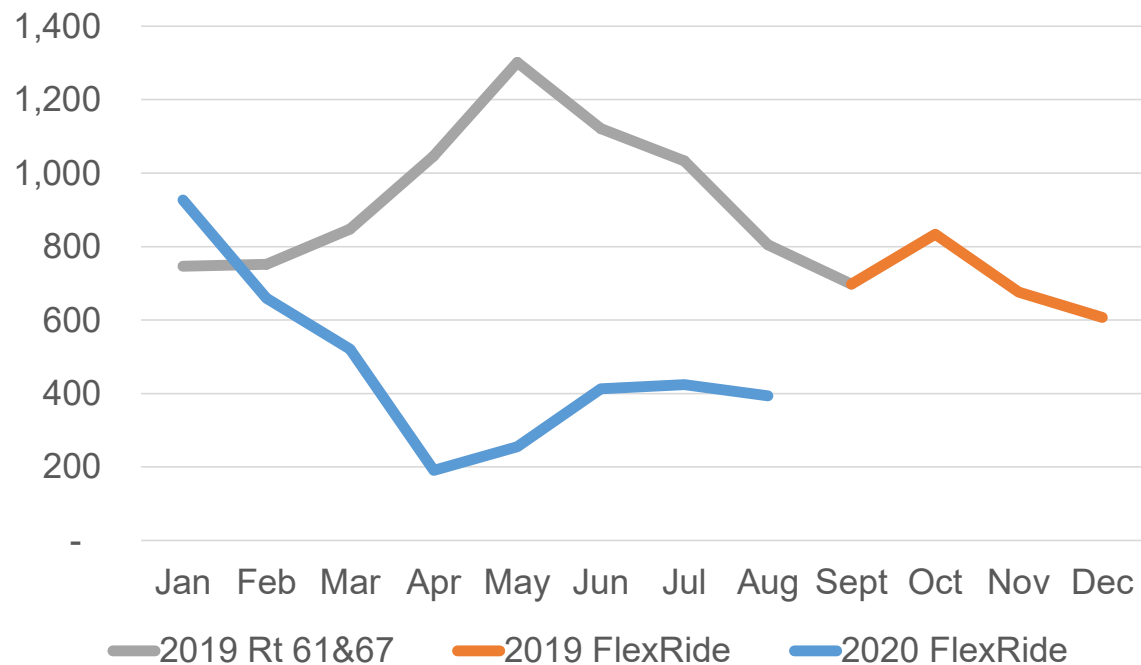
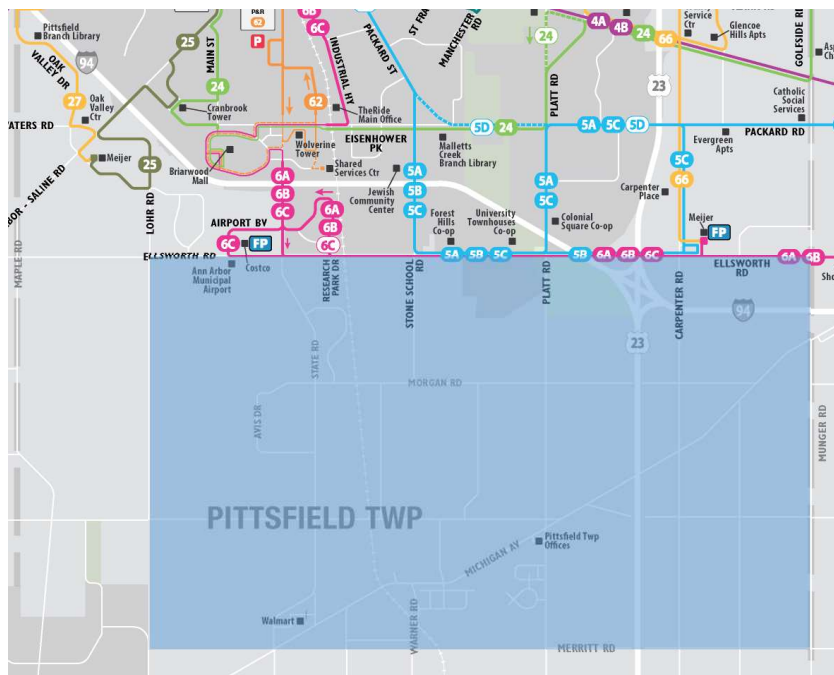


# Core Services – Routes (4, 5, 6, 24, 25, 27, 66)



- Ridership dropped to only 10-15% of the pre-pandemic level in late March and has since recovered to 20-25% of pre-pandemic level.

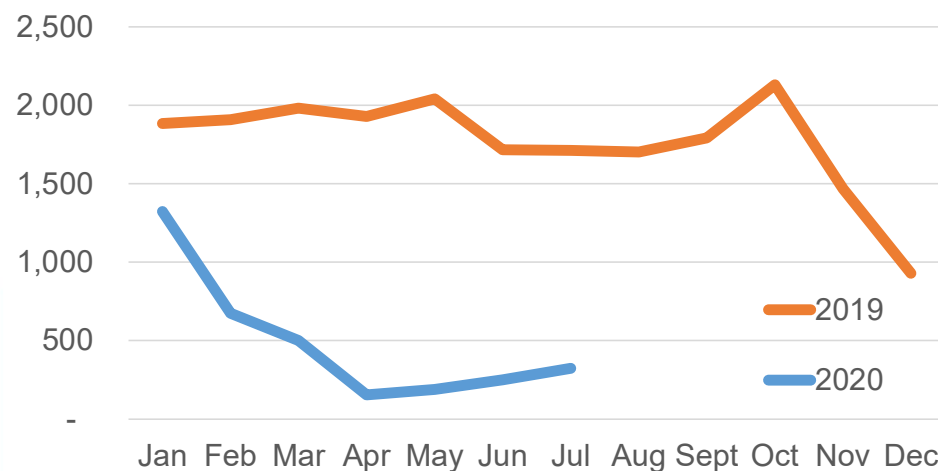
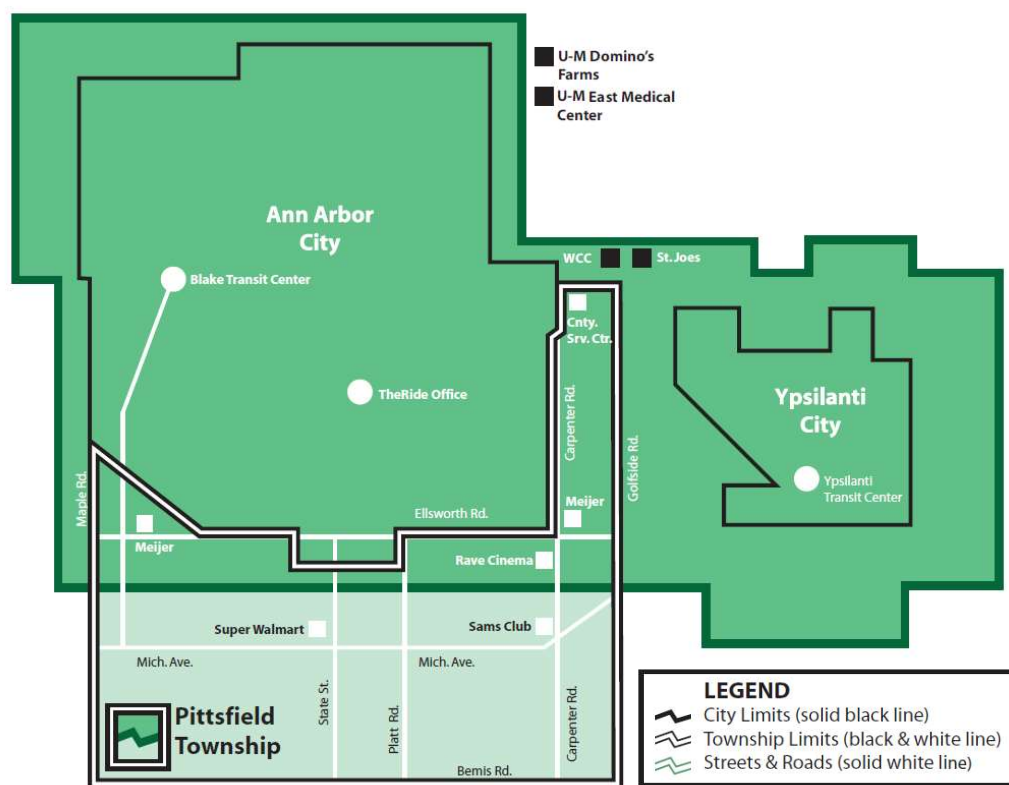
# FlexRide Service (Rt 61&67 prior to Sept 2019)



- FlexRide ridership averaged about 730 per month prior to the pandemic and dropped to 200, or 25-30% of the pre-pandemic average; it has recovered to approximately 400 per month, or 50-55% of the pre-pandemic average.



# Dial-A-Ride (ARide) Service



- ARide ridership averaged about 1,500 per month prior to the pandemic and dropped to 150, or about 10% of the pre-pandemic average; it has recovered to approximately 320 in July, or 20-25% of the pre-pandemic average.

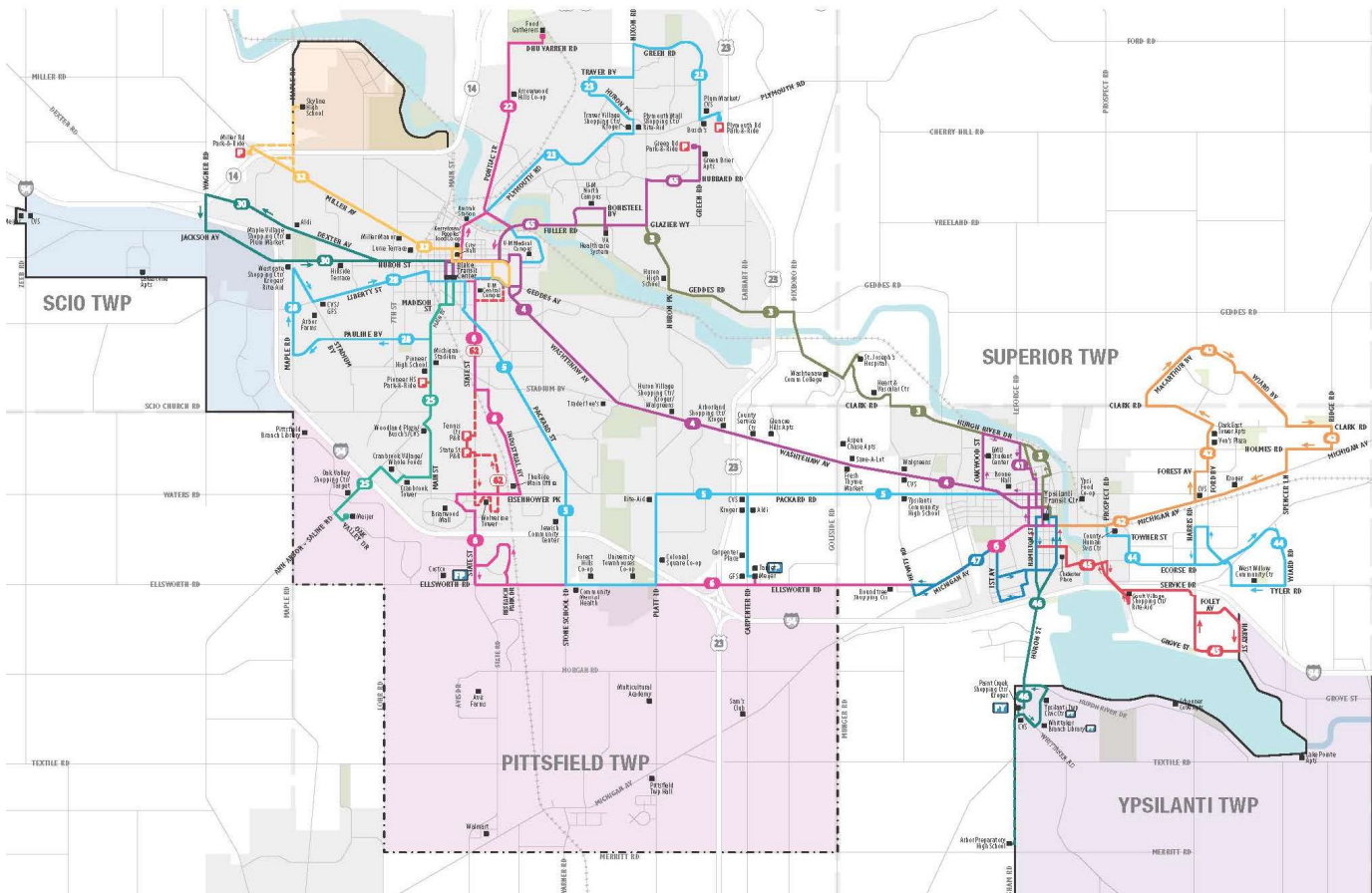
# Temporary Service Changes in August 2020

On August 30th, TheRide introduced a restructured network of interim routes based on the following planning principles:

- Maintain financial sustainability during the pandemic
- Focus fixed-route bus coverage in high ridership areas
- Use FlexRide (curb-to-curb demand-response) to provide coverage in areas with lower ridership
- High frequency to allow for social distancing
- Simplify routing to ease the ability to add overflow buses



# Temporary Service Plan



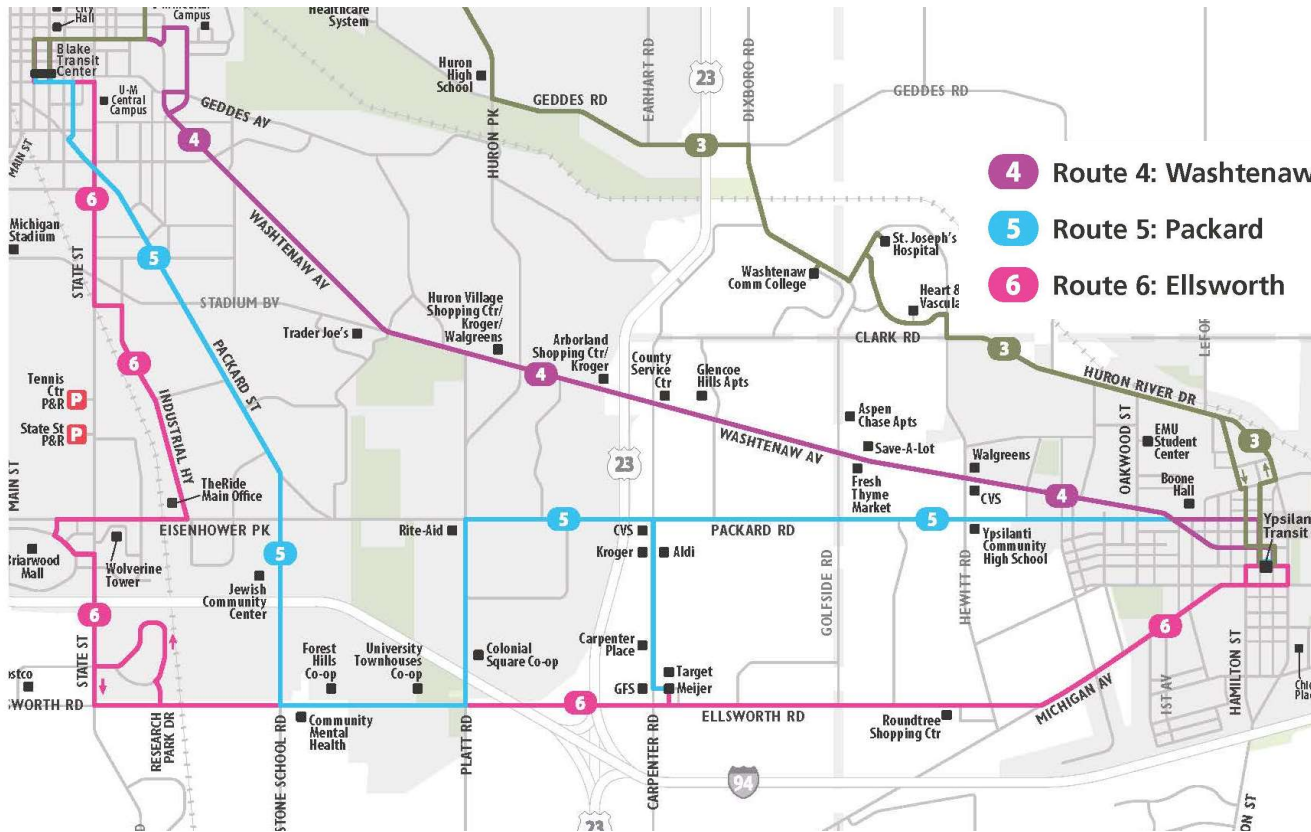
Unless otherwise  
noted, routes will  
operate

**every 30 minutes**

**6 AM – 9:15 PM**  
weekdays

**7 AM – 8:15 PM**  
weekends

# Temporary Service Plan – Rt 4, 5, 6



## Route 4

7 days a week

Weekdays: every 15 minutes

Weekends: every 30 minutes

## Route 5

7 days a week

every 30 minutes

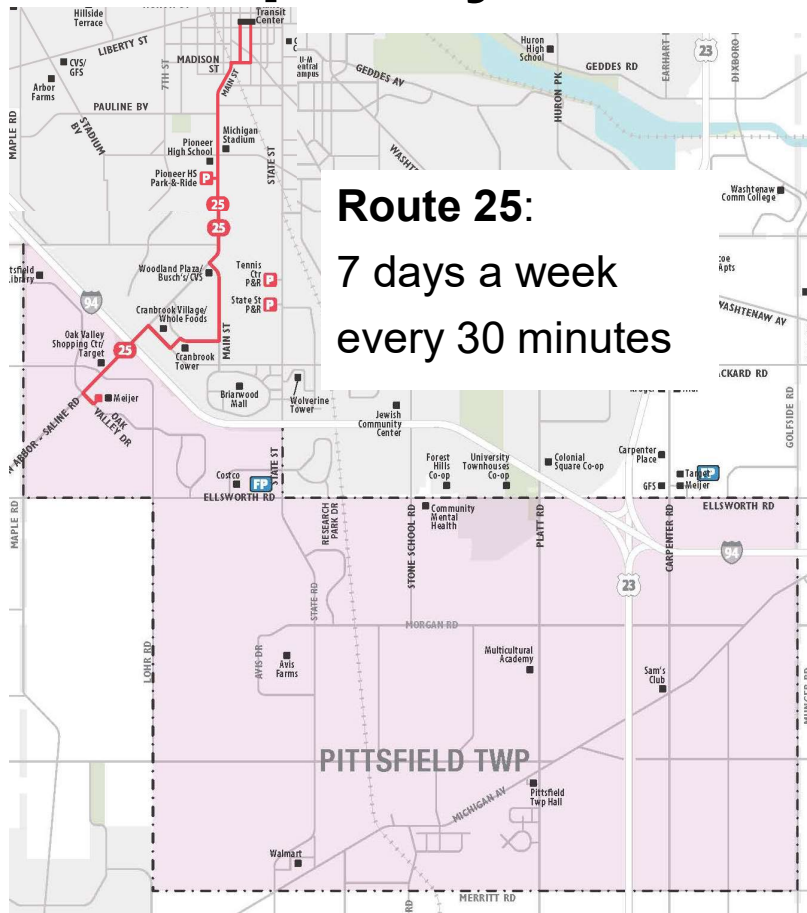
## Route 6

7 days a week

Weekdays 6-9am and 3:30-7:00pm: every 15 minutes

Otherwise: every 30 minutes

# Temporary Service Plan – Rt 25 and FlexRide



**Route 25:**  
7 days a week  
every 30 minutes



Monday - Friday, 6:00am-9:15pm

## Fare Information

### Fares

<b>Fare</b>	\$1 per trip
<b>Transfers</b>	Free
	<ul style="list-style-type: none"> <li>• Transfers valid for 90 minutes.</li> <li>• Request transfer when boarding.</li> <li>• Valid transfers can be used to connect to or from a fixed route.</li> </ul>

### Discounts

<b>FareDeal ID / Youth K-12</b>	\$0.50 per trip
<b>A-Ride / GoldRide ID</b>	Free
<b>30-day pass / go!Pass / Mcard / Exceptional pass</b>	Free

## Reservations

MODE Car App or Call (734) 794-0377

### Download the MODE Car App



TheRide partners with MODE Car to provide FlexRide service. For a smoother FlexRide experience, please download the MODE Car app for iOS or Android.

### App Features:

- Real-time location of your ride
- In-app notifications when your ride arrives
- Pay your fare using your credit card or PayPal account

# Temporary Service Costs

	FY20 NORMAL SVC	APR-AUG REDUCED SVC	FY21 TEMPORARY SVC
	<u>Monthly Cost</u>	<u>Monthly Cost</u>	<u>Monthly Cost</u>
Core (Rt. 4, 5, 6, 24, 25, 66)	\$13,553.20	\$5,096.11	\$9,028.42
Route 27	\$7,278.20	\$3,507.20	\$0.00
FlexRide	\$12,431.25	\$12,431.25	\$13,674.38
A-Ride	\$12,192.13	\$12,192.13	\$12,192.13
Capital Costs	\$7,876.00	\$5,754.60	\$6,281.09
<b>Total Monthly Billing</b>	<b>\$53,330.77</b>	<b>\$38,981.29</b>	<b>\$41,176.01</b>

Service in Pittsfield Township has changed throughout 2020 due to impacts of the coronavirus pandemic:

- Normal Service through Mar. 25; Reduced Service through Aug. 29; Temporary Service began Aug. 30.

The comparison shows how service costs have evolved to account for these elements of service changes:

- Fixed Route Rt. 4/5/6/25 – reduced; Fixed Route Rt. 24/27/66 - suspended
- FlexRide service – additional coverage between I-94 and Ellsworth Rd
- ARide service – unchanged

# Projected Service Costs in 2021

	2020 Budget	2021 Projections
	<u>Jan - Dec Costs</u>	<u>Jan - Dec Costs</u>
Core (Rt. 4, 5, 6, 24, 25, 66)	\$162,638.36	\$137,364.36
Route 27	\$87,338.38	\$29,686.32
FlexRide	\$149,175.00	\$153,650.25
A-Ride	\$146,305.50	\$150,694.67
Capital Costs	\$94,512.00	\$84,851.21
<b>Total Annual Costs</b>	<b>\$639,969.24</b>	<b>\$556,246.80</b>

## Notes:

- Inflationary increase of 3% from 2020 to 2021 applied to AAATA service costs
- Service in Pittsfield Township expected to be restored gradually throughout 2021
- Projected costs not Lower ridership/fare revenue not included in these projections)
- ARide and FlexRide costs unchanged (aside from inflation)





# Thank You



Ann Arbor Area Transportation Authority  
Dawn Gabay Operations Center  
2700 S. Industrial Hwy. | Ann Arbor, MI 48104

[TheRide.org](http://TheRide.org) / [TheRideYourWay.org](http://TheRideYourWay.org)